

## Monday



**Penny 1¢**



**1 cent**

When we count pennies, we count by ones.



**Nickel 5¢**



**5 cents**

When we count nickels, we count by fives.  
1 nickel = 5 pennies



**Dime 10¢**



**10 cents**

When we count dimes, we count by tens.  
1 dime = 10 pennies  
2 nickels




**Quarter 25¢**



**25 cents**

1 quarter = 25 pennies  
5 nickels  
2 dimes and 1 nickel



$$\begin{array}{r} 15 \\ - 6 \\ \hline \end{array}$$

$$\begin{array}{r} 6 \\ 8 \\ + 4 \\ \hline \end{array}$$

# COUNTING WITH NICKELS AND PENNIES

Monday Name: \_\_\_\_\_



1 penny = 1¢



5 pennies are the same as 1 nickel.



1 nickel = 5¢



Count the money. Write the amount.

1.



\_\_\_\_\_ ¢

2.



\_\_\_\_\_ ¢

3.



\_\_\_\_\_ ¢

4.



\_\_\_\_\_ ¢



# COUNTING MONEY BY FIVES

Name: \_\_\_\_\_

**Tuesday  
(Morning  
Work)**




5¢



10¢



15¢



20¢

Count the money.  
Write the amount.

1.



         ¢

2.



         ¢

3.



         ¢

4.



         ¢

5.



         ¢

6.



         ¢



# COUNTING DIMES AND PENNIES

Name: \_\_\_\_\_

1 dime = 10¢



10 pennies are the same as 1 dime.



Thursday  
(Morning Work)

Count the money. Write the amount.

1.



\_\_\_\_\_ ¢

2.



\_\_\_\_\_ ¢

3.



\_\_\_\_\_ ¢

4.



\_\_\_\_\_ ¢



Name: \_\_\_\_\_

Thursday  
(morning  
1/10/19)



10¢



20¢



30¢



40¢

Count the money.  
Write the amount.

1.



     ¢

2.



     ¢

3.



     ¢

4.



     ¢

5.



     ¢

6.




     ¢

#hw 5/10

# Kites

Kites can fly  
 On windy days,  
 Up in the sky,  
 In the sun's rays.  
 My kite can dance  
 Across the blue;  
 I feel so glad  
 I could dance, too!



**Directions:** Circle the right answer.

1. What is the main idea of the poem?
  - A. The sky is blue.
  - B. I can run.
  - C. Kites are fun.
2. Choose another title for this poem.
  - A. The Sun's Rays
  - B. Flying Kites
  - C. Making Kites
3. What does "across the blue" mean?
  - A. The kite is blue.
  - B. The boy is sad.
  - C. The sky is blue.
4. Write on the line. What color kite would you like?
 

\_\_\_\_\_


-----

\_\_\_\_\_




## Snakes

There are many kinds of snakes. Some snakes are big and long. Some snakes are small. Snakes are **cold-blooded**. This means they need the sun or heat to stay warm. Snakes do not have legs. They crawl on the ground. Snakes cannot run, but they can move very quickly.



**Directions:** Write **T** for true or **F** for false.

- |   |  |
|---|--|
| <p>1. _____ The main idea of this story is to give facts about snakes.</p> <p>2. _____ Another good title for this story would be "All About Snakes."</p> <p>3. _____ Snakes cannot move.</p> | <p>4. _____ All snakes are the same size.</p> <p>5. _____ This story tells how to take care of snakes.</p> |
|---|--|




Name: \_\_\_\_\_

# ROY AND A NEW TOY

#hw 5/12

Read the story.  
Underline all the **oi** and **oy** words.

Roy was in a toy store with his mother. He had saved his coins to buy a new toy. There were many kinds of toys. Some toys made too much noise. Some toys cost too much. He finally made a choice. Roy counted all his coins. He chose a toy he could enjoy with his friends.



Underline the correct answers.

1. Where was Roy?  
at home    in a toy store    at school
2. Who was with Roy?  
his mother    his sister    no one

3. Write three **oi** and three **oy** words from the story.

4.

**oi**

**oy**

\_\_\_\_\_

-----

\_\_\_\_\_

-----

\_\_\_\_\_

-----

\_\_\_\_\_

-----

\_\_\_\_\_

-----

\_\_\_\_\_

-----

\_\_\_\_\_

-----

\_\_\_\_\_

-----

5.



Name:

# We and They

\*extra

The words we and they take the place of some naming words.  
Use we and they in the naming part of a sentence.


Examples:

Jim and I will talk.

**We** will talk.

Kay and Chris will talk.

**They** will talk.



**Rewrite each sentence. Write We or They to take the place of the underlined names.**

1. Sam and I are here.

\_\_\_\_\_

-----

\_\_\_\_\_

2. Kay and Amy are not here.

\_\_\_\_\_

-----

\_\_\_\_\_

3. Kim and I will play ball.

\_\_\_\_\_

-----

\_\_\_\_\_

4. Ann, Pat, and Chad found a kitten.

\_\_\_\_\_

-----

\_\_\_\_\_

Name: \*extra  
**Practice with We and They**

Remember, use we and they in the naming part of a sentence.

Examples:

John and I are best friends.

**We** are best friends.

Olivia and Adam are twins.

**They** are twins.



**Rewrite each sentence. Write We or They to take the place of the underlined names.**

1. Evan and Alan are brothers.

---

---

---

2. Emma and I are sisters.

---

---

---

3. Evan and Emma are in second grade.

---

---

---

4. Alan and I are in first grade.

---

---

---



Name:                       
**He, She, and It**

#extra

The words he, she, and it take the place of some naming words.

Use he for a man or a boy.

Use she for a woman or a girl.

Use it for an animal or a thing.

Examples:

**He** rows the boat.

**She** rides in it.



Rewrite each sentence. Use He, She, or It in place of the underlined words.

1. Amy likes to write.

\_\_\_\_\_

-----

\_\_\_\_\_

2. John likes to read.

\_\_\_\_\_

-----

\_\_\_\_\_

3. The book is on the table.

\_\_\_\_\_

-----

\_\_\_\_\_

4. Jenna saw the bird.

\_\_\_\_\_



-----

\_\_\_\_\_

Name: \_\_\_\_\_

# Nickels and Pennies

Draw a line from each item to the coins needed to buy it.





Name \_\_\_\_\_

# Pennies, Nickels, and Dimes

Draw a line from each item to the coins needed to buy it.

